
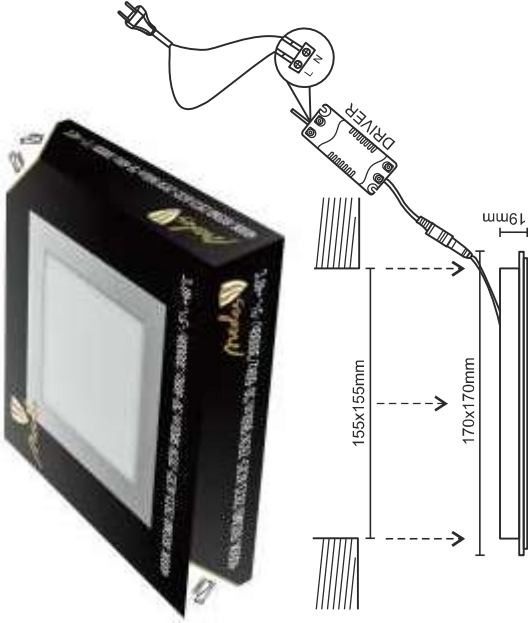


12W




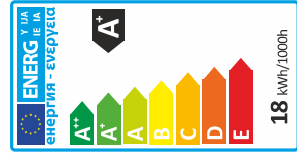
art.nr.: LPL223A

tup: PS12W/60SMD/2835/4000K/A



1 / 40

18W



art.nr.: LPL224A

tup: PS18W/90SMD/2835/4000K/A



1 / 20